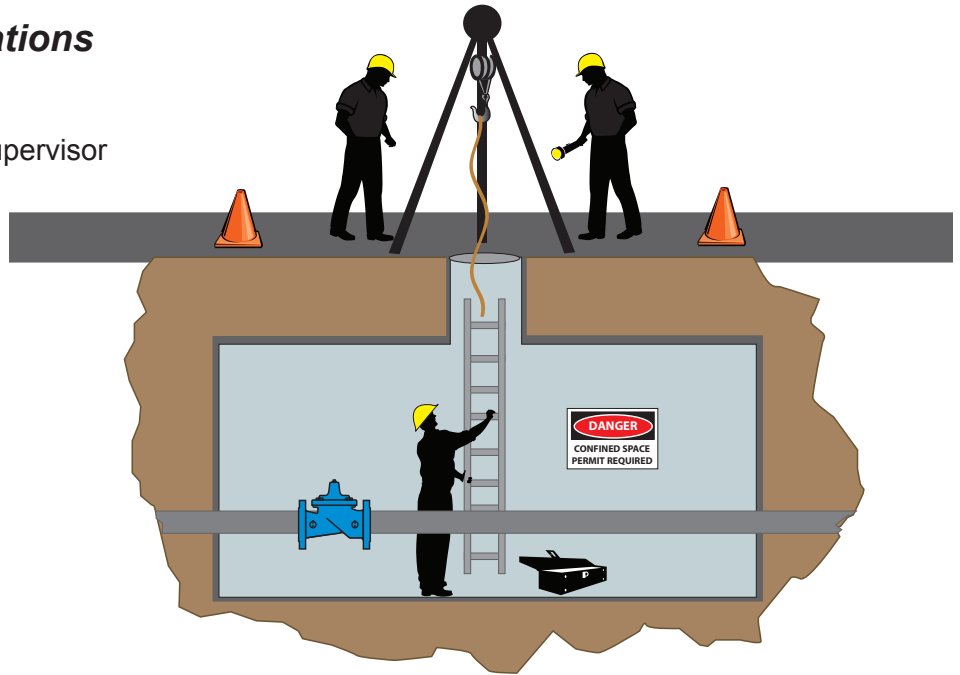




Working in Confined Spaces

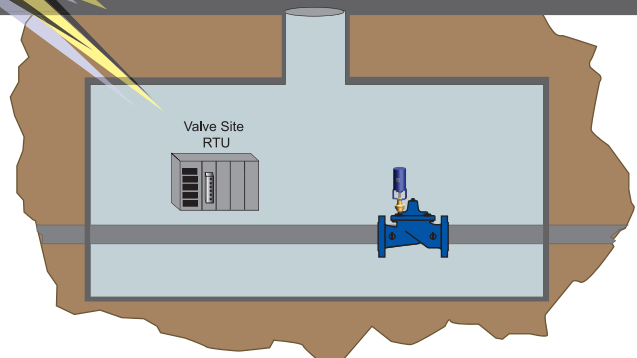
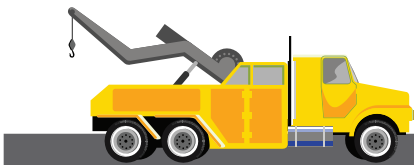

Confined space work considerations

- Confined space entry permits
- Personal Protective Equipment (PPE)
- In addition to entrant: attendant and supervisor
- Traffic closures
- Ventilation issues
- Unknown entry hazards
- Special communications requirements and emergency evacuation plans



Cla-Val remote control valves for confined spaces

- Minimize confined space entry
- Save labor costs
- SCADA compatible
- Protect the health and safety of utility workers
- Minimize traffic closures
- Retrofittable to existing, installed valves
- Submersible



visit www.cla-val.com and
click the "Confined Spaces" Quick Link