




— MODEL — **800GS**

800 Series (Tubular Diaphragm Valve)

Deluge Valve



- Low Head Loss
- Cast Steel Construction
- Stainless Steel Pilot and Tubing
- Stainless Steel Solenoid
- Anti-Cavitation Design
- Fusion Coated Epoxy Inside and Out
- Nickel Aluminum Bronze Construction Option (ASTM B148)
- Super Duplex Stainless Steel Construction Option (ASTM A890 GR5A)
- Low Maintenance
- Simple and Reliable Operation
- 1-Year Warranty

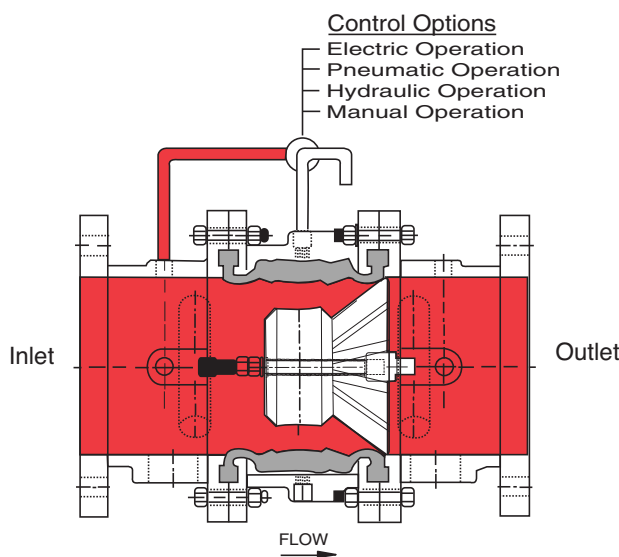
The Cla-Val Model 800GS Deluge Valve is a pressure operated, in-line axial valve. A tube diaphragm actuates the valve, which is comprised of three major components: 1) Tube 2) Barrier and 3) Body. There is only one moving part in the valve - the tube diaphragm. There are no shafts, packing, stem guides or springs.

The tube diaphragm is a one piece, homogeneous nitrile rubber part which is extremely durable. The ends of the tube are thick solid rubber, designed to fit between mating flanges. This design eliminates the possibility of cutting the tube diaphragm due to over tightening or piping misalignment during installation.

The tube forms a drip tight seal around the barrier when the pressure is equalized between the valve inlet and the control chamber. When pressure is removed from the control chamber, the valve is open. The minimum recommended operating pressure is 40 P.S.I. of inlet pressure.

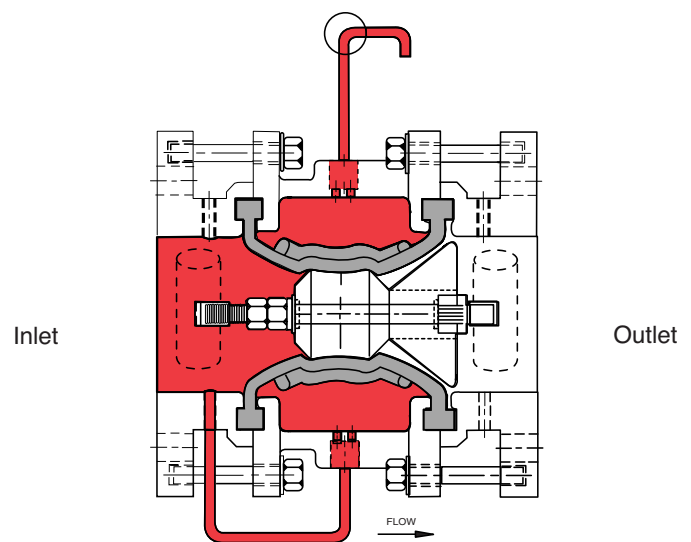
The 800GS is manufactured in materials suitable for seawater and freshwater service.

Principle of Operation



Full Open Operation

When pressure in control chamber is relieved, the valve is open.

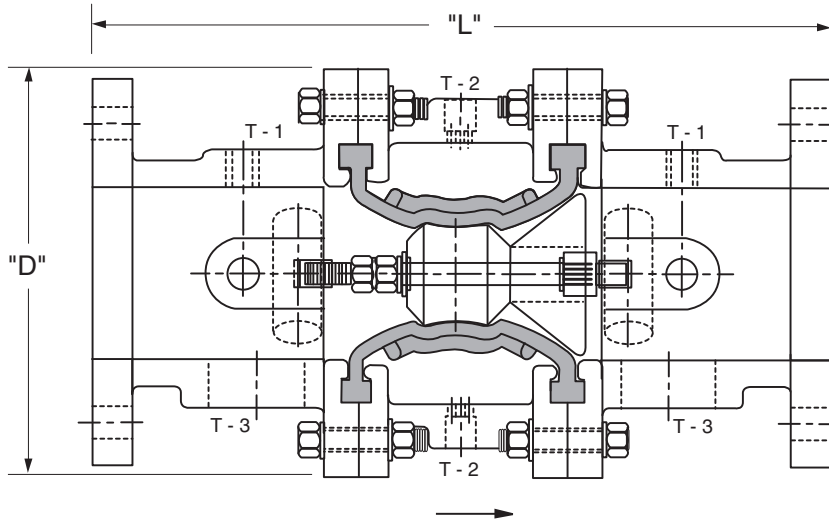


Tight Closing Operation

Water pressure from valve inlet is applied to the control chamber. Valve closes bubble tight.

Dimensions

Model 800GS



Valve Size (Inches)	4	6	8	10
L	17.25	18.25	20.00	22.00
D	9.5	11.75	14.00	16.00
T-1/T-2 (NPT)	1/2	1/2	1/2	1/2
T-3 (NPT)	2	2	2	2
Approx. Wt. (Lbs.)	151	196	285	330

Valve Size (mm)	100	150	200	250
L	438	464	508	559
D	241	299	356	406
T-1/T-2 (NPT)	1/2	1/2	1/2	1/2
T-3 (NPT)	2	2	2	2
Approx. Wt. (kgs)	68	89	129	150

4", 6", 8" and 10" Factory Mutual Components

FLOW FACTORS		
SIZE (IN)	CV (gpm)	KV
4"	340	77.3
6"	885	201
8"	1667	379
*10"	2424	550

*Calculated

MAIN VALVE

Ends:	Flanged ANSI B16.5 (150lb Class)
Body:	Cast Steel (ASTM A216 WCB)
Tube Diaphragm:	Nitrile Rubber
Barrier:	Urethane
Bolts:	316 SS
Pressure:	250 psig (17.24 BAR)
Temp. Range:	32° F to 180° F (0° C to 82.2° C)

MAIN VALVE OPTIONS

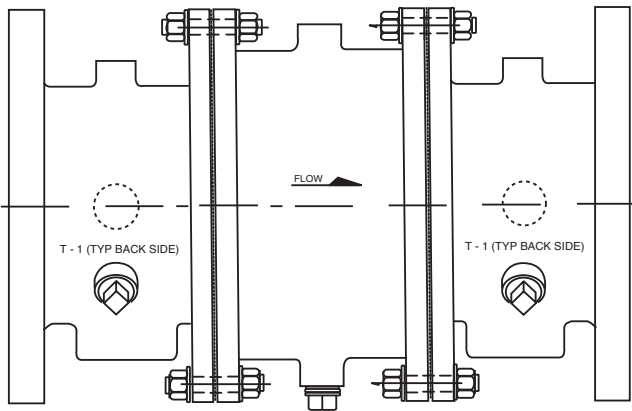
Body:	Nickel Aluminum Bronze (ASTM B148) or Super Duplex SS (ASTM A890 GR5A)
-------	--

PILOT VALVE

All Parts:	316 SS
O-Rings:	Nitrile Rubber
Control Range:	20 to 250 PSIG
Pilot Pressure Range:	20 to 250 PSIG
Operation:	Latches in operated position; manual reset

PILOT VALVE OPTIONS

All Parts:	Monel (Alloy 400)
Operation:	Non-latching



When Ordering Please Specify:

- Catalog No. 800GS
- Valve Size
- Fluid Being Handled
- Fluid Temperature Range
- Inlet Pressure Range
- Outlet Pressure Range
- Maximum Differential Pressure
- Minimum Differential Pressure
- Maximum Flow Rate

Cla-Val 800 Series Control Valves operate with maximum efficiency when mounted in horizontal or vertical piping. We recommend isolation valves be installed on inlet and outlet for maintenance. Adequate space above and around the valve for service personnel should be considered essential. A regular maintenance program should be established based on the specific application data. However, we recommend a thorough inspection be done at least once a year. Consult factory for specific recommendations.



CLA-VAL

1701 Placentia Avenue • Costa Mesa CA 92627
800-942-6326 • Web Site: www.cla-val.com • E-mail: info@cla-val.com

CLA-VAL CANADA
4687 Christie Drive
Beamsville, Ontario
Canada L0R 1B4
Phone: 905-563-4963
www.cla-val.com
E-mail: sales@cla-val.ca

CLA-VAL EUROPE
Chemin des Mésanges 1
CH-1032 Romanel/
Lausanne, Switzerland
Phone: 41-21-643-15-55
www.cla-val.ch
E-mail: cla-val@cla-val.ch

CLA-VAL UK
Dainton House, Goods Station Road
Tunbridge Wells
Kent TN1 2 DH England
Phone: 44-1892-514-400
www.cla-val.ch
E-mail: info@cla-val.ch

CLA-VAL FRANCE
Porte du Grand Lyon 1
ZAC du Champ du Pérrier
France - 01700 Neyron
Phone: 33-4-72-25-92-93
www.cla-val.ch
E-mail: cla-val@cla-val.ch

CLA-VAL ASIA PACIFIC
45 Kennaway Road
Woolston, Christchurch, 8023
New Zealand
Phone: 64-39644860
www.cla-valpacific.com
E-mail: info@cla-valpacific.com