



Link2Valves™

Simplified Control Valve Service Management



TRACK MAINTENANCE



MINIMIZE DOWNTIME



AUTOMATIC ALERTS

A simple to use tool to manage the service scheduling of your automatic control valves.

WHAT IS LINK2VALVES

Managing all of the assets of a water system is a complex and daunting task. Tracking maintenance schedules and ensuring things are kept in good working order gets increasingly difficult with tighter budgets and reduced labor available.

We at Cla-Val appreciate that this is a tough task and have developed what we consider a very useful tool to assist in this endeavor. Introducing Link2Valves as an aid to water utilities, service personnel, anyone who has to maintain and keep records for their automatic control valves.¹

HOW DOES IT WORK



Utilizing a simple app on your mobile phone, data is collected at the valve site along with photographs, that are then automatically synchronized with our servers. This data can then be accessed via a dedicated Link2Valves website, secure and specific to your utility, and gives complete service history, exact valve location, settings etc and graphically shows you which valves may require attention.

Your portal is accessible only by your approved users and can be customized with your logo and allows for user defined fields for additional notes you may wish to add.

By having a visual indicator of valves requiring work it allows for more efficient service routing in your system using the map view and lets you know what valves will require work in the near future, allowing for more efficient budgeting and allocation of resources.

A real bonus, is the ability to have the program e-mail your designated contact if you desire, informing them what valves will require attention in the coming weeks.

And, the real beauty of this service is the cost. It is absolutely free. We offer this as a no-cost service to our valve users as a tool to assist them in keeping their control valves in good health.

¹ While the program has been developed for automatic control valves, it could be used for recording other assets in the water system.

Link2Valves User interface

All recent versions of major browsers are compatible with the Link2Valves user interface.

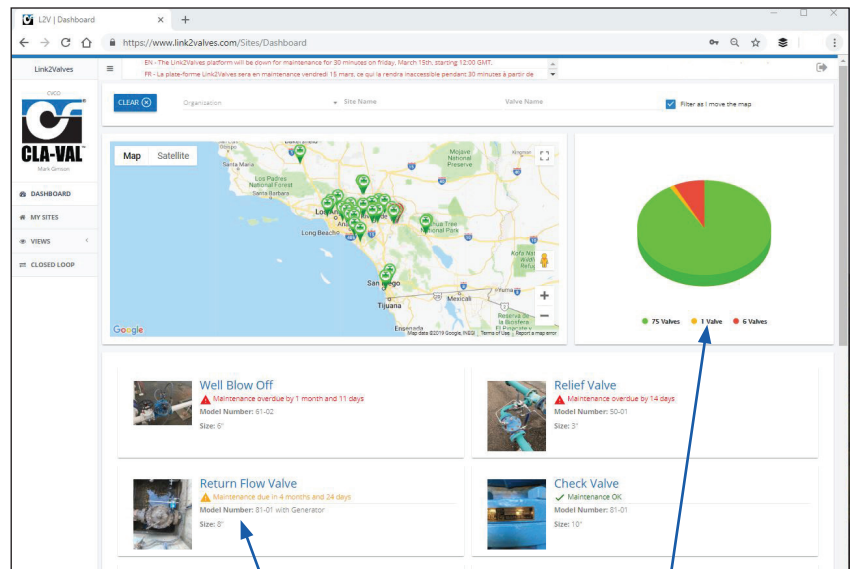
Viewing Options

- Display of data in the time zone of your choice
- Download or export regular data in .csv format

Security

The Link2Valves platform offers a fully secure system environment:

- Accounts are protected against brute force attacks
- HTTPS connection with verified certificates
- Servers secured physically in Cla-Val owned facility
- Two Factor Authentication Available



Brief description of all valves shown on current map, with service schedule

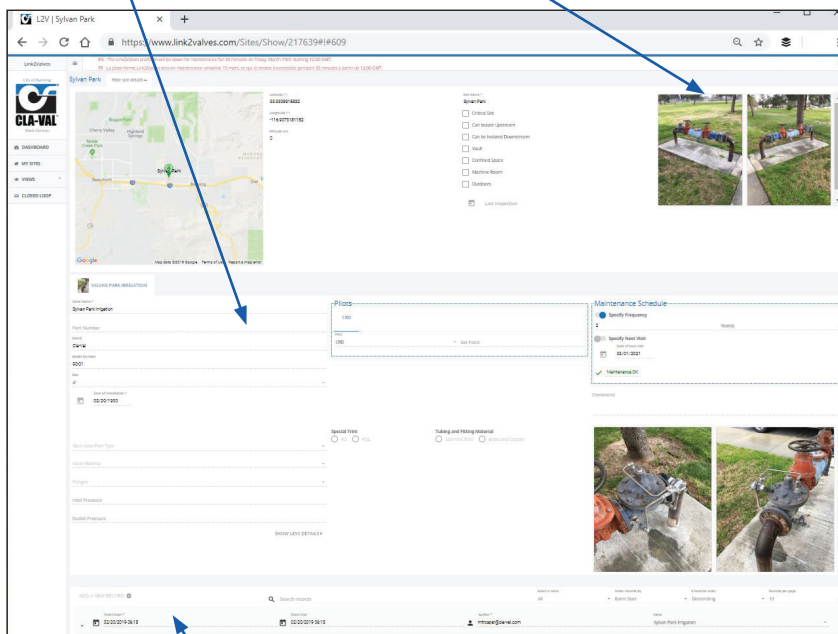
Easily see how many valves require service

"This is a very useful program that will certainly help us in managing our control valve assets. Highly recommend it"

– Perry Gerdes, Water/Wastewater Superintendent

More detailed view of valve station

Ability to upload site pictures



Service details for every event are easily recorded

"The Cla-Val app is simple and straightforward to use, from the entering of valve and site information to adding photos, all this makes it extremely easy to track and schedule valve service."

– Jaymin Jackson, Well Technician O&M

Download the Link2Valves App



Account Setup

1. Send an email to L2VSupport@cla-val.com from your work email address (do not use @gmail, @yahoo, ...)
2. Within 24 hours, you'll receive an email from no-reply@link2valves.com with a hyperlink to activate your account. Click the link as shown below.

Welcome to the CLA_VAL Link2Valves platform!

Please click on the following link, or copy and paste the text in a web browser to complete your account registration:

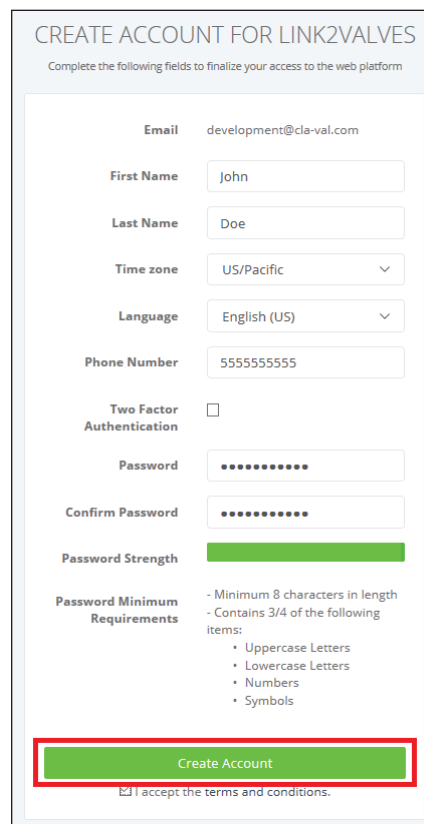
[Activate account](#)

Best regards,

Your CLA-VAL Link2Valves Team.

[Unsubscribe](#)

3. A signup page will be displayed. Enter your contact information and a password. Once done, click "Create Account" as shown below.



CREATE ACCOUNT FOR LINK2VALVES

Complete the following fields to finalize your access to the web platform

Email development@cla-val.com

First Name John

Last Name Doe

Time zone US/Pacific

Language English (US)

Phone Number 555555555

Two Factor Authentication ☐

Password

Confirm Password

Password Strength

Password Minimum Requirements

- Minimum 8 characters in length
- Contains 3/4 of the following items:
 - Uppercase Letters
 - Lowercase Letters
 - Numbers
 - Symbols

[Create Account](#)

☐ I accept the terms and conditions.

4. You will then be re-directed to the Link2Valves login screen. Enter your email address and password to test your new account.
5. Once logged in, you're ready to start entering valves.

Global Headquarters

1701 Placentia Avenue
Costa Mesa, CA 92627

949-722-4800

800-942-6326

info@cla-val.com

www.cla-val.com

Western USA

800-942-6326

Central USA

800-533-8181

Eastern USA

800-451-3030

Cla-Val Canada

905-563-4963

sales@cla-val.ca

Cla-Val Latin America

52-(33)-80007565

info@cla-val.com

www.cla-val-latinamerica.com

Cla-Val Pacific

+ 64-3-9644860

info@cla-valpacific.com

www.cla-valpacific.com

Cla-Val Europe

Chemin Des Mesanges 1
CH-1032 Romanel/Lausanne
Switzerland

41-21-643-15-55

cla-val@cla-val.ch

Cla-Val United Kingdom

44-1892-514-400

info@cla-val.co.uk

Cla-Val France

33-4-72-25-92-93

cla-val@cla-val.fr